

Think in English. Speak in English.



English for Life

A 12-year-old boy in Russia declares he will someday become a pilot for an international airline. A 10-year-old girl in Korea plans to someday work at the International Space Station. A 9-year-old boy in China chats easily with friends from half a dozen countries. A school director in Uganda confirms his community is being changed for the better. An 11-year-old girl in Japan dreams of working at the United Nations. A father in Myanmar expresses gratitude for the opportunities his 6-year-old daughter will have.

What is the common thread in these stories? These are stories of hope, possibilities, and expanding horizons. Hope for something better. Possibilities for a better life. Expanding horizons so individuals dare to dream bigger. These are GrapeSEED stories.

GrapeSEED is more than a curriculum ...

Around the world, on nearly every continent, GrapeSEED's purpose is to empower and transform individual lives through English language skills that help overcome barriers to personal success; for when the individual succeeds, humanity benefits.



What is GrapeSEED?

GrapeSEED is a research-aligned curriculum that follows the principles of Natural Language Acquisition to build English oral language and critical listening skills in students ages four through twelve. Designed to meet the specific needs of the English Language Learner, GrapeSEED helps students gain confidence and English fluency by using the continual language acquisition processes of exposure, comprehension, use, and reinforcement.

GrapeSEED's all-inclusive, English-only immersion curriculum uses a controlled vocabulary to develop oral fluency and proficiency. It provides students with all the skills to develop basic reading fluency and writing skills.



Why GrapeSEED?

Tens of thousands of students around the world recognize the benefits of the unique design components and characteristics of GrapeSEED. Our curriculum differentiates itself from other English Oral Language programs by using:

- An **INNOVATIVE** controlled vocabulary and vertical phonics-based approach that speeds English language development for students who have limited literacy skills.
- The **FUNCTIONAL-NOTIONAL** approach, focusing on the ways that language is used (functions) and the ideas it communicates (notions).
- A **PROGRESSIVE CURRICULUM** that builds language proficiency through a multi-sensory approach, ensuring a high level of student engagement.
- **ORIGINAL ART** (illustrations and animations) that incorporates and balances auditory and visual learning during and beyond teacher classroom instruction, thus increasing learning and exposure.
- **DIVERSE TEACHING METHODS** to prioritize and teach targeted language functions needed for successful speaking and natural communication.
- **All-inclusive TEACHER SUPPORT**, including: comprehensive teacher and classroom materials, full professional training, and dedicated implementation support, all of which focus on ensuring student success.

GrapeSEED Methodology

Most ELL programs focus on grammatical structures, substitutions, and explanations rather than on focused vocabulary, useful language functions, learning with comprehension, and practical utilization of concepts and uses. Those grammatical frameworks require students to memorize numerous sets of sentence structures regardless of their practical application.

Following the key principle of Natural Language Acquisition, GrapeSEED students learn to hear and recognize English speech—and to process and speak their thoughts—without having to first think in, and then interpret from, their native language. By making English learning meaningful, GrapeSEED makes learning interesting. By teaching English in the way through which children naturally learn (through continuous exposure), GrapeSEED instills motivation and quickly builds fluency.

The GrapeSEED curriculum is based on decades of experience combined with substantial research into the functional-notional learning structure. It utilizes a controlled, progressive introduction of high-frequency words and language functions that are thoroughly integrated into the curriculum with systematic review and reinforcement. GrapeSEED equips students with the skills necessary for complete communicative proficiency—understanding, speaking, reading, and writing.

As students progress through the language acquisition process, they listen to the expressions of language and associate sounds with their functions. Students begin to mimic sounds until they learn to reproduce the most basic of necessary functions. Therefore, the more students hear language functions (receptivity) and the more they use language functions (expression), the easier and faster they retrieve each language function (fluency) and communicate with known notions (proficiency).

To bridge the divide between oral communication skills and language arts, reading and writing become critical. GrapeSEED uses a phonics system called “vertical phonics” to give students tools for decoding words. Vertical phonics is very effective because it is not dependent upon vocabulary or word usage. Students simply learn to associate phonograms with the sounds the phonograms make, and then they learn to spell and read by assembling phonograms. In GrapeSEED, writing skills progress from readiness to assembly, to spelling, to basic sentence practice, to replication of words using appropriate stroke order, and end with students learning to compose simple sentences and short stories.



GrapeSEED Framework

GrapeSEED is organized into 40 Units utilizing a variety of GrapeSEED teaching components. Applying a Teacher-Student Interaction (TSI) delivery method, teachers use engaging, artful instructional components including Action Activities, Vocabulary Picture Cards, Phonogram Cards, and a rich mix of Songs and Stories. After a specific number of 40-minute class periods, students move to the next Unit. Language acquisition is a process explicitly tethered to exposure, review, and reinforcement. The power of the GrapeSEED curriculum is its comprehensive system that integrates systematic exposure, review, and reinforcement, resulting in success for all learners.



Samples of Knowledge and Skills Acquired through GrapeSEED

Listening and Responding for Specific Purposes

The student learns to listen attentively to a variety of speakers including teachers, peers, and electronic media and engages actively in a variety of oral language experiences to gain an increasing level of comprehension and aural skills. The student is expected to:

- Distinguish and produce certain English sounds, words, and greetings.
- Listen for different purposes (functions) such as to get information, solve problems, enjoy, and appreciate.
- Infer meaning by associating words with actions and pictures.
- Understand information given or questions asked by others.

Language Acquisition: Speaking for Communication

The student speaks in a variety of modes, to different audiences, and for a variety of purposes using developmental vocabulary with increasing fluency and accuracy. The student is expected to:

- Engage in activities and controlled discussions that demonstrate basic communication and language acquisition skills.
- Initiate conversation by employing newly acquired vocabulary and concepts (notions).
- Choose and adapt spoken language appropriate to the audience, purpose, and occasion.
- Gain increasing accuracy and appropriate word choice when speaking, such as subject-verb agreement.

Reading: Phonological Awareness, Vocabulary Development, and Comprehension

The student orally demonstrates phonemic awareness and vocabulary development and uses a variety of strategies to comprehend and generate questions about selections read aloud. The student is expected to:

- Develop vocabulary through meaningful exercises and concrete experiences.
- Develop vocabulary by listening to and discussing both familiar and conceptually challenging selections that are read aloud.
- Use knowledge of phonics to decode familiar English words.

Writing Readiness

The student develops the foundations of writing. The student is expected to:

- Learn to air write letters and numbers.
- Write each letter of the alphabet and demonstrate increasing control of penmanship.
- Write sentences dictated by the teacher.
- Revise and edit their own writing to make ideas clearer and more precise.




Curriculum Core Components

The GrapeSEED curriculum integrates vocabulary and language expressions using Songs, Action Activities, Chants, Poems, and Stories to ensure efficient learning. It consistently balances the amount of new information being presented with the amount of previously-covered information being reviewed, providing practice and repetition content that leads efficiently to fluency. Additionally, GrapeSEED Repeated Exposure and Practice (REP) provides supplemental practice that deepens comprehension.

Songs

Learning songs and singing them are easy activities for most students, and fun to do; making them effective ways to teach new vocabulary and language expressions. GrapeSEED Songs introduce and reinforce vocabulary and language functions within learning objectives. When pictures and natural gestures are used with the songs, student understanding of new concepts being presented increases; and even more so when they hear the same or similar phrases in other formats and contexts.



Chants

Chants contain most of the critical expressions necessary for communicating in English and provide a natural context for learning most language functions. Chants are designed to be learned in the same style as speaking in regular conversation, thus helping students avoid speaking in an awkward monotone.




Action Activities

Designed to introduce and reinforce vocabulary words and language functions, Action Activities teach specific actions that use a physical response—the principle behind Total Physical Response (TPR). Action Activities help students begin to think in English, and to correctly respond physically to English before their verbal abilities have developed. That step helps build their confidence with the language.




Stories & Story Dictionaries

Stories expand student vocabulary and improve use of language functions because of the variety of sentence structures and words used; especially when stories are part of daily repetition practice. Reading Stories stimulates discussion and questions that reveal the levels of student comprehension, communicative willingness, and confidence in use of English. Each Unit also includes a Story Dictionary which reviews and reinforces what was learned in the previous Unit.



Phonogram Cards

Learning phonograms and understanding how they come together to make words lay the foundation for future reading skills. Phonogram Cards help students focus on the sounds of the English language. Students are expected to air write and to learn the stroke order, name, and sound of each letter of the alphabet.



A Typical GrapeSEED Unit Includes

- 3-4 Songs
- 1-2 Chants
- 2-4 Action Activities
- 3 Short Stories
- 1 Story Dictionary
- Phonogram Cards
- Vocabulary Picture Cards
- 2-3 Shared Reading Poems
- 1-2 Shared Reading Big Books
- 1 Reading and Writing Activity

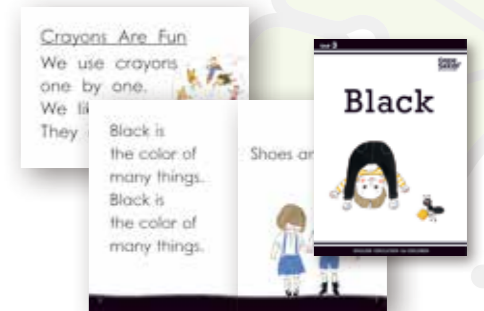
Vocabulary Picture Cards

Vocabulary Picture Cards are important in teaching new vocabulary words, and for making it easy for students to learn the meaning of nouns, adjectives, and opposites. Picture Cards allow for quick assessment of student progress on proper pronunciation and natural intonation.



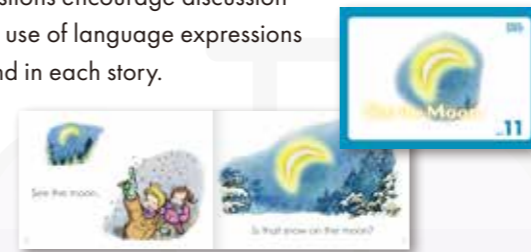
Shared Reading: Poems & Big Books

Shared Reading teaches phonics principles, such as phoneme and phonogram awareness, as well as the concepts of print. Poems introduce a new letter, and teach the student to hear and recognize a specific sound at the beginning, middle, and end of words. Big Books foster student awareness of phonics principles, proper pronunciation, and natural expression, while also teaching high frequency words, basic vocabulary words, and concepts of print.




Readers

Readers are short stories that let students apply their phonics skills, including assembly and decoding, to read independently with comprehension. Teacher-led questions encourage discussion and use of language expressions found in each story.



Writers

Writers are used to teach students how to write simple, phonetically-decodable words by assembling two or more phonograms. By saying the words as they write them, with practice, students learn to instantly recognize the words, helping them become more fluent readers as well as writers.



Repeated Exposure & Practice (REP)

REP extends student exposure to English language concepts beyond the classroom. Students can access purposefully-designed online REP content on their GrapeSEED Student App anywhere, anytime. REP content provides fun and exciting "edutainment" presented by professional native English speakers and AI-guided character conversation partners. Practice on the app ensures students receive the repetition and exposure to core language functions they need to increase fluency.



GrapeSEED Portal

The GrapeSEED Portal is a comprehensive collection of fully integrated digital resources designed to improve the overall teaching and learning experience. The GrapeSEED Portal is ever evolving and provides exciting benefits for schools, teachers, parents, and students.

Within the Portal

High Quality Official Content

Meticulously designed by professionals for beauty and effectiveness, our official content is available anytime, anywhere. The Content Site contains everything you need to learn with our programs. Schools and teachers can easily view lesson plans, manuals, and classroom materials to prepare for classes whenever they want, while students and parents can review content at their own convenience.

Insight Into Student Learning

Engaged parents contribute to learning success. The Parent Site allows parents to monitor their child's learning and provides a variety of helpful information about GrapeSEED. The Parent Site hosts downloadable activity pages to engage children, and features Unit Newsletters that inform parents. With information from the Parent Site, parents can know what their students have been learning, and engage in the content with their child.

Administration for Success

GrapeSEED success is facilitated by good organization and informed administration. Communication is key. The School Site provides a place for administrators and teachers to manage GrapeSEED information including license counts, material orders, class unit plans, and student lists. All data can be managed and be easily accessible when school personnel are interacting with parents of their students, managing on-going teacher training, and coordinating administrator support from GrapeSEED.

Professional Development & Dedicated Support for GrapeSEED Teachers

Teacher training and instructional support are critical parts of ensuring the successful implementation of GrapeSEED. The Teacher Training Site is a professional development resource composed of a video library and on-demand online courses. The videos and courses train and support teachers in their mastery of effective instructional strategies for using the GrapeSEED curriculum. The professional development series includes information about topics foundational to GrapeSEED curriculum design and implementation, as well as detailed directions to help teachers improve component-specific instruction. The Teacher Resources Site contains all GrapeSEED content and teaching materials including the REP material; teacher content, such as lesson plans; the Lesson Viewer; and the Unit Newsletters.



GrapeSEED is dedicated to providing schools and families with all of the tools necessary to make English instruction and acquisition as rewarding as possible.

For more information on what we have to offer, please check out our official website here:

grapeseed.com/grapeseed/technology



TSI — GrapeSEED's Method of Instruction

Teacher-Student Interaction is a core principle of GrapeSEED. By using verbal English instructively while guiding students through GrapeSEED curriculum content, teachers help students acquire and increase oral English language skills.

Teacher-Student Interaction (TSI) is a significant facet of the GrapeSEED program. For students to acquire language effectively, it is important they experience content like vocabulary and phrases across multiple modes and mediums. These include visual, kinesthetic, social, verbal, and aural. GrapeSEED instruction is designed to combine all these modalities into a dynamic acquisition experience. During Teacher-Student Interaction, teachers have options in how to utilize GrapeSEED's variety of content and forms of presentation to effectively target areas of needed instruction with content that will benefit students the most.

As GrapeSEED classroom teachers guide students through the curriculum components, they continually nurture natural language acquisition. GrapeSEED teaching tools are designed to develop both verbal and language arts skills. Each different form of content presentation reinforces the others to jointly result in successful language acquisition.

GrapeSEED Nexus

GrapeSEED Nexus is an easy-to-use app for tablet devices. It offers a fully integrated digital classroom experience for teachers and students. Using Nexus, teachers can broadcast lesson materials via a smartboard, television, or other monitor. They can also magnify materials, annotate them in real time, call on students, and provide intuitive feedback, all from a tablet.



GrapeSEED Nexus Features:

- Comprehensive classroom preparation and rehearsal elements.
- The lesson presenter that provides clearer imagery to students.
- Classroom management tools that make conducting class simpler and more intuitive.
- Annotation capability for clarity and desired emphasis on specific content.
- Integration with the GrapeSEED Student App for more personalized study.
- Simplified management of logistics, scheduling, and materials and roster management.



GrapeSEED Connect

GrapeSEED Connect is an all-in-one, online classroom platform through which teachers and students meet remotely to interact live within a socially synchronous GrapeSEED class. Teachers lead the class, instruct students, present digital materials, and perform classroom management tasks using simple-to-use technology. GrapeSEED Connect accommodates any remote user who can access the platform. Students can speak to and interact live with their peers and teacher from familiar settings, building confidence and proficiency.



GrapeSEED Connect Features:

- Improved digital readiness for all users.
- Fun and engaging digital social environment.
- Expanded flexible classroom options for all education scenarios.
- Easy projection of lesson content to student devices.
- Convenient annotation and collaboration features.
- Easier and more effective classroom management.
- All-in-one digital resource that does not require other software in class.



GrapeSEED Student App



The Student App and REP

The GrapeSEED Repeated Exposure and Practice (REP) model extends GrapeSEED learning outside of the classroom. REP content reinforces and supplements GrapeSEED lessons through audio and visual components. This ensures a steady progression of learning by giving students a chance to practice—through conversation and review—what they have learned and are currently learning in class.

Using REP, students receive repeated exposure to guided GrapeSEED content in the form of a playlist on the Student App. The app serves as the REP platform and as an online repository for all songs, stories, and materials. The playlist content progresses through what students are currently learning and includes interactive “Show What You Know” questions.

The Student App Features:

Playlists

Playlists guide students through the contents of each Unit in a steady progression that helps comprehension grow with exposure. Each playlist is designed to take no longer than 20 minutes to complete, and includes varied content, a short interactive questionnaire, and a vocabulary drill. Students receive a badge upon completion of each milestone.

Library Access

The library is the digital repository of all audio and video content used in the classroom. Students may listen or view the content on-demand via a media-player.

Talk Time

The Talk Time feature offers intuitive AI-guided conversation practice with one of GrapeSEED’s many beloved characters. Talk Time partners interact using conversation stories included in each Unit. As students progress through a Unit, they will practice talking about subjects from the Unit with an on-screen GrapeSEED character. The AI ensures that the conversation partner engages in a friendly, age-appropriate manner using cues children can understand. This helps simulate active conversation and provides exposure to important language concepts.



Benefits

- REP practice can happen anywhere and at any time from a device or computer.
- Online and offline modes are available.
- There is no need for adult guidance during REP practice.
- Curated content corresponds to what students are learning in class and ensures a steady progression of learning.
- “Show What You Know” questions build confidence and vocabulary knowledge.
- Live authentic conversation practice is powered by AI and advances speaking skills.
- Engaging, randomized classroom content creates ever-fresh and joyous learning.
- Usage and progress tracking for parents and teachers strengthens support for students.
- Digital privacy of users is protected.
- Library mode digital repository allows 24/7 access to all GrapeSEED content.



Teacher Training and Support

GrapeSEED's Instructional Coaches work with teachers and customers to ensure proven efficacy and maximum results in the classroom. Video-based training courses cover the theories and design that are foundational to GrapeSEED and how to teach the key components of the GrapeSEED curriculum. All GrapeSEED teacher support, beginning with the first day of training, is designed to ensure teachers are perfectly equipped and supported in their journey to help students succeed.



TEACHER TRAINING

Foundation Training

Completed by teachers before teaching GrapeSEED lessons, Foundation Training prepares teachers to use the GrapeSEED curriculum and provides the foundational knowledge and skills necessary to effectively use the materials.

GrapeSEED Essentials

GrapeSEED Essentials is an on-demand, online training course designed to equip teachers to use GrapeSEED. The video-based training covers the theories and design that are foundational to GrapeSEED and how to teach the key components of the GrapeSEED curriculum. The program includes real classroom examples and tips from GrapeSEED Coaches.



IMPLEMENTATION SUPPORT

Teacher Support

Teacher support is focused on ensuring fidelity of implementation of the GrapeSEED curriculum. Support examples include classroom observations focused on identifying areas of success and growth, 1-on-1 coaching sessions, co-teaching, and/or providing a professional learning session to teachers on an agreed upon, specific aspect of implementing the GrapeSEED curriculum.

Analysis of Videoed Class Lessons and Remote Support

GrapeSEED Coaches will analyze videotaped lessons presented by GrapeSEED teachers to provide concrete feedback on how to increase implementation fidelity and effectiveness.

Professional Development

Teachers have unlimited access to a comprehensive video library and online courses that serve as professional development resources. Content is focused on implementing the GrapeSEED curriculum for impact. Topics range from basic subjects, such as *How to Effectively Teach*, to other more comprehensive subjects taught in the Master Teacher series.

